

CDP-C235/C335

SONY SERVICE MANUAL

SUPPLEMENT-2

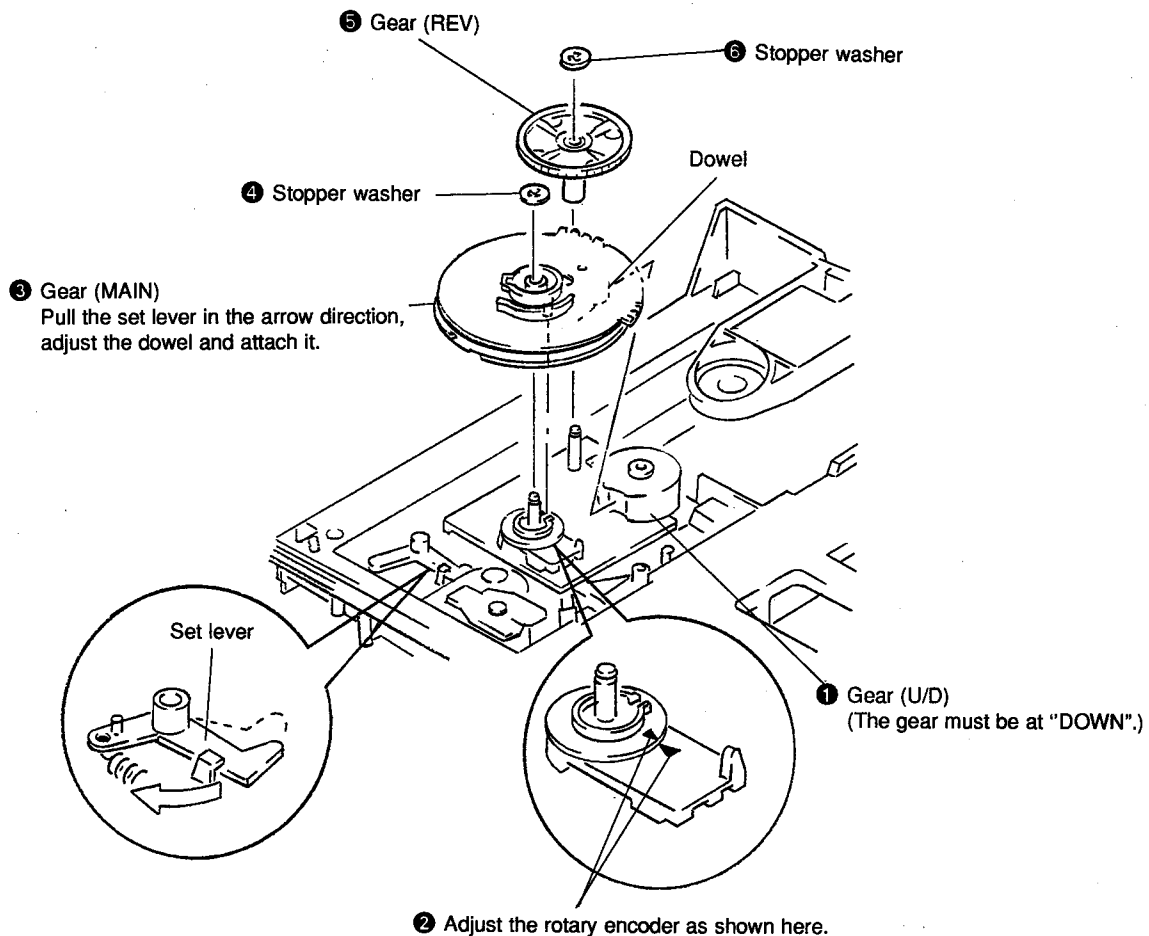
File this Supplement with the Service Manual.

US Model
Canadian Model
AEP Model
CDP-C235/C335
Australian Model
CDP-C235
UK Model
E Model
CDP-C335

Subject : Positioning the Encoder When Attaching the Gear (MAIN)

The position of the rotary encoder must be adjusted when attaching the gear (MAIN). If its position is not adjusted properly, problem may occur afterwards during operation.

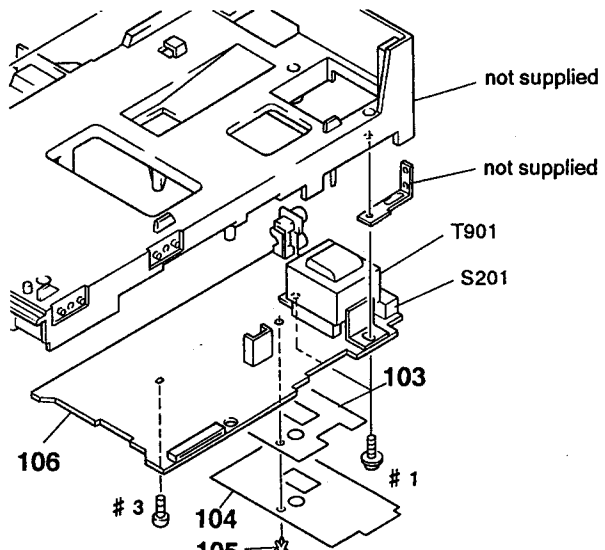
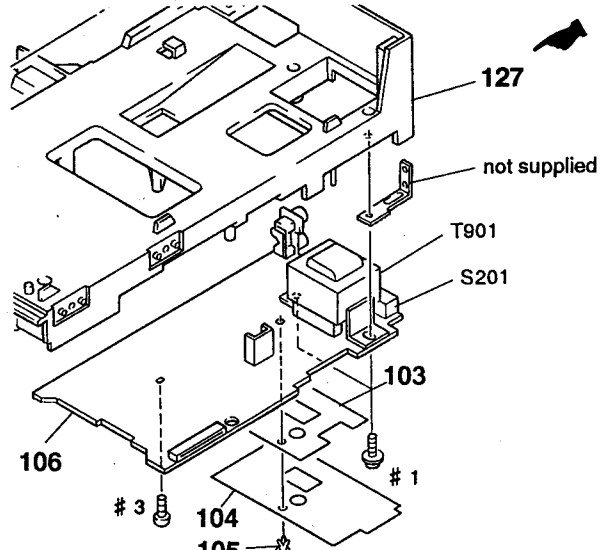
: Correction



CORRECTION

Please correct your Service Manual.
6-3. CHASSIS ASSEMBLY (Page 23)

 : Corrected portion

Incorrect				Correct			
							
<u>Ref. No.</u>	<u>Part No.</u>	<u>Description</u>	<u>Remark</u>	<u>Ref. No.</u>	<u>Part No.</u>	<u>Description</u>	<u>Remark</u>
				* 127	4-957-300-03	CHASSIS 